

LP COLORSCAPES

Captivating Homes in ExpertFinish Hues



LP COLORSCAPES

Captivating Homes in ExpertFinish Hues

In the dynamic realm of architectural design and home improvement, the choice of siding color plays a pivotal role in shaping the aesthetic appeal and overall character of commercial and residential structures. The ever-evolving trends in siding colors not only reflect the prevailing tastes of property owners and designers but also encapsulate broader societal shifts and influences.

LP Trends delves into the exciting world of color trends in commercial and residential siding, aiming to provide a comprehensive analysis of the hues and palettes that are currently making a significant impact on the exterior appearance of our built environment. From bold statements that command attention to subtle, nature-inspired tones that evoke a sense of serenity, we explore how color choices are shaping the face of our architecture, with a particular focus on the practical and aesthetic considerations driving these trends.

Black and Deep



Abyss Black Panel and Trim

Earth Tones



Rapids Blue Lap and Outside Corners

LP SmartSide® ExpertFinish® Trim and Siding

The ExpertFinish® 16-color palette offers a contemporary blend of earthy tones and bold accents, providing a stylish and versatile selection to complement modern architectural designs and enhance curb appeal. These on-trend colors cater to a wide range of aesthetic preferences.



Contrast Light and Dark



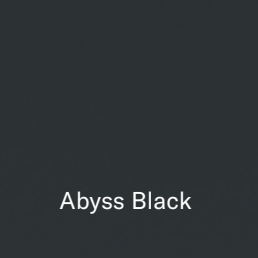
Color Blocking



Black and Deep Tones

The rise of Abyss Black and deep tones is reshaping the aesthetics of buildings with a blend of modernity and tradition. Muted Abyss Black, often emulating the time-honored Shou Sugi Ban technique, brings a contemporary and highly updated feel to architectural designs. These deep colors extend beyond traditional Abyss Black, now incorporating a rich palette of shades that evoke a sense of moody sophistication.


In a departure from the conventional, continuous color along a corner is favored over visible joints, creating a sleek, uninterrupted appearance with fewer seams. This trend captures the essence of timeless sophistication and showcases the harmonious fusion of traditional techniques with a modern sensibility, redefining architectural landscapes with a striking visual narrative.




Abyss Black




Timberland Suede




Midnight Shadow




Cavern Steel




Timberland Suede Lap; Sand Dunes Trim



Cavern Steel Lap, Panel, and Trim; Quarry Gray Trim



Abyss Black Lap and Trim



Cavern Steel Panel, Trim and Shakes; Abyss Black Trim



Cavern Steel Lap; Abyss Black Trim



Harvest Honey Lap and Shakes; Snowscape White Trim



Timberland Suede Lap; Prairie Clay Shakes;
Sand Dunes Trim



Terra Brown Shakes; Sand Dunes Trim



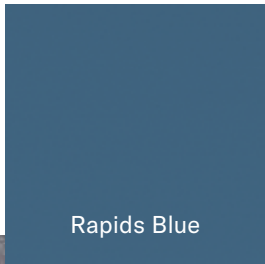
Rapids Blue Lap, Panel, Trim, and Shakes;
Snowscape White Trim

Earth Tones


Nature increasingly influences interior and exterior design in both commercial and residential design. Earth tones have become the hallmark of this movement, serving as essentially comfortable neutrals that evoke a sense of harmony with the natural world. Designers are mastering the art of employing subtle combinations of earth tones, providing subtle versions of the contrast story, where muted hues effortlessly complement one another.

This trend is universal- it transcends regional boundaries, making it a global aesthetic choice. These tones are typically easy to live and work with, creating inviting and soothing spaces. They pair seamlessly with other natural materials such as stone, brick, and metal, further enhancing the connection between architecture and the environment.

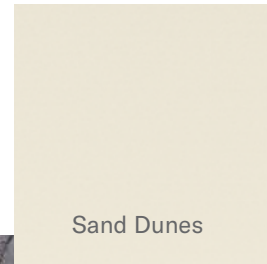
As the world seeks solace in the embrace of nature, earth tones have become the go-to palette for design, reflecting a profound shift towards sustainable and harmonious living spaces.




Rapids Blue



Garden Sage



Sand Dunes



Harvest Honey



Garden Sage Lap and Shakes

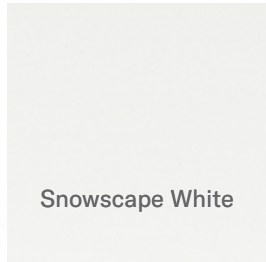
Contrast Light and Dark

In both residential and commercial architecture, the trend of contrasting light and dark has taken center stage, transforming buildings into captivating canvases of visual intrigue. Architects are skillfully employing this technique where Snowscape White trim harmonizes with deep siding to create a striking visual contrast. Variations like blue or green siding paired with Snowscape White trim are not limited to coastal or cottage aesthetics but have found their place in various architectural styles. The focus on farmhouse designs is waning as a shift towards subtler contrasts gains prominence.

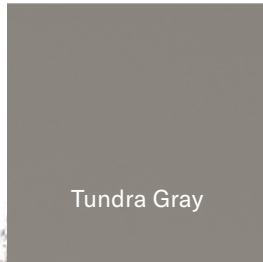
These contrasting pairings extend beyond just siding and trim, with architects also incorporating contrast in roofing, windows, doors, and gutters. This trend, exemplified by combinations is reshaping the architectural landscape, offering a bold and sophisticated take on design.



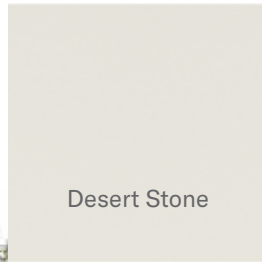
Snowscape White Lap and Accessory Blocks




Snowscape White



Tundra Gray



Desert Stone



Terra Brown



Snowscape White Lap, Panel and Trim



Desert Stone Panel and Trim



Tundra Gray Panel and Trim; Snowscape White Trim



Cavern Steel Lap; Desert Stone Lap; Timberland Suede Shakes

Color & Texture Blocking

A burgeoning trend in both residential and commercial architecture mirrors the principles of color, pattern, and texture blocking that we often see in fashion. Architects and designers are embracing this approach to create visually captivating structures. The key to this trend lies in harmonizing colors, whether through the use of complementary hues or by employing shades within the same color family. In this dynamic approach, architects often integrate mixed materials, such as stone, to create contrast and depth.

Texture blocking has also become a focal point, juxtaposing smooth surfaces with materials like cedar to add a tactile dimension to the design. Alongside texture, pattern blocking plays a crucial role, with variations in orientation, such as vertical versus horizontal, or different siding styles like lap versus shake versus smooth with overlays, adding a unique visual rhythm to the building.

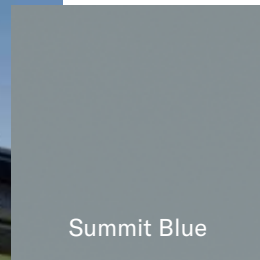
This trend serves as a testament to the modernistic and material selection designs that architects are skillfully weaving into the broader narrative, making it more than just a surface-level aesthetic choice. It's a reflection of architecture's evolving canvas, blending innovation and tradition to create captivating, multifaceted designs.




Quarry Gray Panel and Trim



Summit Blue Lap, Abyss Black Lap and Trim



Summit Blue



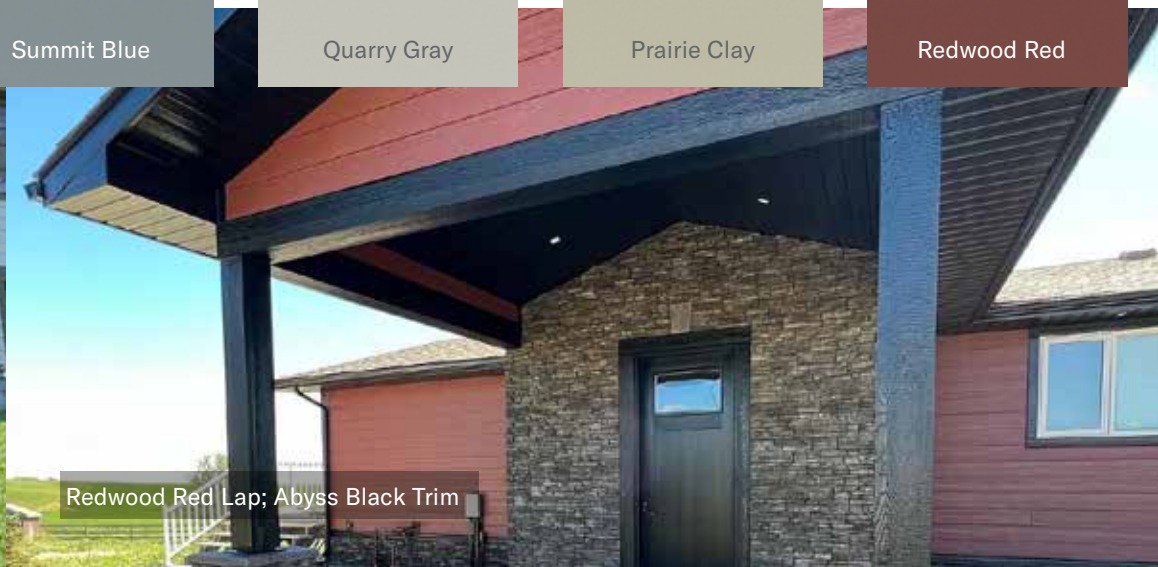
Quarry Gray



Prairie Clay



Redwood Red



Redwood Red Lap; Abyss Black Trim



LP has redefined traditional building materials with treated engineered wood products that are designed to offer game-changing durability, beauty and workability.

LP is a building industry leader in a category that is shaping the way homes, outdoor building structures, and light commercial properties are being built.



For more information visit LPCorp.com/ExpertFinish



WARNING: Drilling, sawing, sanding or machining wood products can expose you to wood dust, a substance known to the State of California to cause cancer. Avoid inhaling wood dust or use a dust mask or other safeguards for personal protection. For more information go to www.P65Warnings.ca.gov/wood.

©2024 Louisiana-Pacific Corporation. All rights reserved. LP, SmartSide, and ExpertFinish are registered trademarks of Louisiana-Pacific Corporation.



Cavern Steel Lap, Panel and Trim; Snowscape White Trim